



Cambridge Assessment  
English

Centre Number		Candidate Number	
---------------	--	------------------	--

# Movers

## Listening

There are 25 questions.

You have 25 minutes.

You will need a pen or pencil.

My name is: .....

# Part 1

– 5 questions –

Listen and draw lines. There is one example.


Ben
Sally
Nick
Kim

Jane
Paul
Mary

## Part 2

– 5 questions –

Listen and write. There is one example.



### Going to the zoo

Going to zoo today by: ..... train

1 Name of zoo: Jungle .....

2 Number of different kinds of animals: .....

3 Can give food to: .....

4 Animal food in store next to: .....


5 Food on train: ..... and lemonade

## Part 3

– 5 questions –

**Mrs Castle is telling Sally, about the people in her family and about their different hobbies. Which is each person's favourite hobby?**

**Listen and write a letter in each box. There is one example.**



her parents



her uncle



her son



her cousin



her brother



her daughter





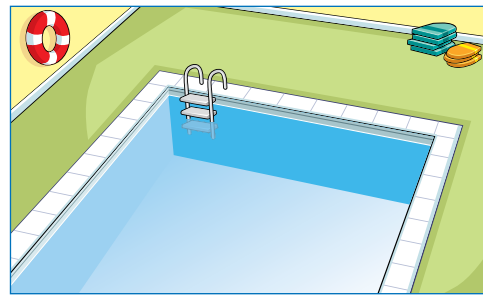
**A**



**B**




**C**



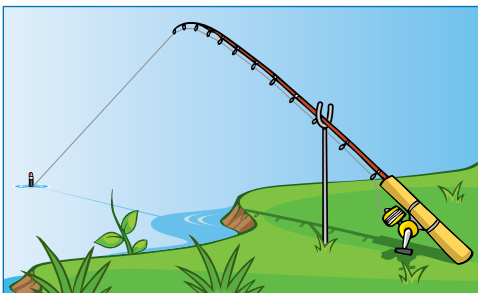
**D**



**E**



**F**



**G**




**H**

## Part 4


– 5 questions –

Listen and tick (✓) the box. There is one example.


What is the DVD about?



A ☒



B ☐



C ☐

1 Who is Vicky's piano teacher?



A ☐



B ☐



C ☐

2 What clothes does Nick want to wear at school today?



A ☐




B ☐



C ☐

3 Where did Peter find the shell?



A ☐



B ☐



C ☐

4 What is Daisy doing now?



A ☐




B ☐




C ☐


5 What sport did Anna get a cup for?



A ☐



B ☐



C ☐

## Part 5

– 5 questions –

Listen and colour and write. There is one example.



Blank Page

# Movers Listening

## Marking Key

- ( ) = Acceptable extra words are placed in brackets
- / = A single slash is placed between acceptable alternative words within an answer
- // = A double slash is placed between acceptable alternative complete answers

### Part 4 5 marks

- 1 B
- 2 C
- 3 A
- 4 B
- 5 C

### Part 5 5 marks

- 1 Colour rock on ground – blue
- 2 Colour cloud with sun behind it – pink
- 3 Colour leaf at top of tree – red
- 4 Write 'WINDY' on kite
- 5 Colour boy's sweater – brown

### Part 1 5 marks

*Lines should be drawn between:*

- 1 Nick boy carrying birthday cake, not walking carefully
- 2 Ben boy sitting on mat, playing with toy truck
- 3 Paul man carrying sandwiches
- 4 Mary woman cleaning table
- 5 Jane woman climbing tree, putting lamps on it

### Part 2 5 marks

- 1 H-I-L-L
- 2 89/eighty-nine
- 3 parrot(s)
- 4 café
- 5 burger(s)/hamburger(s)

### Part 3 5 marks

- |              |   |
|--------------|---|
| Her uncle    | G |
| Her son      | F |
| Her cousin   | D |
| Her brother  | B |
| Her daughter | A |

# Movers Listening

## Tapescript

**R** = rubric  
**F** = Female adult  
**M** = Male adult  
**Fch** = Female child  
**Mch** = Male child

**R** Hello. This is the Cambridge English Movers Listening sample test.

[MUSIC]

Look at Part 1.

Now look at the picture.

Listen and look.

There is one example.

PAUSE 00'03"

**Fch** Look, Grandpa. My friend's family are in the garden.

**M** What's your friend's name?

**Fch** It's Sally. Can you see her? She's got glasses.

**M** Is she opening a present?

**Fch** That's right. It's her birthday today.

PAUSE 00'03"

**R** Can you see the line? This is an example.

Now you listen and draw lines.

PAUSE 00'03"

[REPEAT FROM HERE]

**R** One

**M** That boy's carrying the birthday cake. It's very big.

**Fch** That's Nick.

**M** He's not walking very carefully with it.

**Fch** I know. Oh dear!

PAUSE 00'05"

**R** Two

**M** Is that boy your friend's brother?

**Fch** Which boy?

**M** He's sitting on the mat.

**Fch** Oh, yes. And he's playing with a toy truck.

**M** That's right.

**Fch** That boy's name's Ben. He's Sally's cousin.

PAUSE 00'05"

**R** Three

**M** I know that man. Look at his hat.

**Fch** You mean the man with the sandwiches?

**M** Yes. He's called Paul.

**Fch** He's got lots.

**M** Yes. People get hungry at parties.

PAUSE 00'05"

**R** Four

**M** And is that your friend's mum?

**Fch** The woman who's cleaning the table?

**M** Yes.

**Fch** That's right. Her name's Mary.

**M** That table's very dirty.

**Fch** Yes. That's because it's always outside.

PAUSE 00'05"

**R** Five

**M** Look at that woman!

**Fch** Where?

**M** She's putting something in the tree.

**Fch** Oh, that's Aunt Jane. She's putting some lamps there for this evening.

**M** What a nice party!

PAUSE 00'05"

**R** Now listen to Part 1 again.

PAUSE 00'03"

[REPEAT PART 1 WITH ONLY 00'03" PAUSES]

That is the end of Part 1.

PAUSE 00'05"

Part 2.

Listen and look.

There is one example.

PAUSE 00'03"

**F** Come quickly, children. The train's waiting to take us to the zoo.

**Mch** Great, Mrs White. It's exciting going to the zoo.

**F** Yes. And I love going by train.

**Mch** Me too.

PAUSE 00'03"

**R** Can you see the answer?

Now you listen and write.

PAUSE 00'03"

[REPEAT FROM HERE]

**R** One

**Mch** Is the zoo called 'Jungle' something?

**F** That's right. It's Jungle Hill.

**Mch** Jungle what?

**F** Hill. That's H-I-double L.

**Mch** OK.

**PAUSE 00'08"**

**R Two**

**Mch** Are there hundreds of different animals at the zoo?

**F** Not so many. It says in this book there are 89 different kinds of animals.

**Mch** 89?

**F** Yes. And they all have to have food every day.

**PAUSE 00'08"**

**R Three**

**Mch** Are there tigers?

**F** Yes.

**Mch** Can we give food to them?

**F** No, we can't. But we can give food to the parrots.

**Mch** Great. I love parrots. They're very funny.

**PAUSE 00'08"**

**R Four**

**Mch** Where can we buy food for them?

**F** At the zoo store.

**Mch** Where's that?

**F** Next to the café.

**Mch** Next to the café? OK. I'd like to go and do that.

**PAUSE 00'08"**

**R Five**

**Mch** Can we eat at the zoo?

**F** You've got your lunch with you, I think.

**Mch** Yes, my mom gave it to me.

**F** Well, you can eat that at the zoo and then in the evening, on the train, we can buy burgers and lemonade.

**Mch** Burgers and lemonade. Great! My favourites.

**PAUSE 00'08"**

**R Now listen to Part 2 again.**

**PAUSE 00'03"**

**[REPEAT PART 2 WITH ONLY 00'05" PAUSES]**

**That is the end of Part 2.**

**PAUSE 00'05"**

**Part 3**

**Listen and look.**

**There is one example.**

**PAUSE 00'03"**

**R Mrs Castle is telling Sally about the people in her family and about their different hobbies. Which is each person's favourite hobby?**

**PAUSE 00'03"**

**Fch** Hello, Mrs Castle.

**F** Hello Sally ... Oh I'm tired. I went to see my parents today. They never stop talking! They told me all about their new sailing boat! They love going to different places in it. It's their favourite hobby!

**PAUSE 00'03"**

**R Can you see the letter H? Now you listen and write a letter in each box.**

**PAUSE 00'03"**

**[REPEAT FROM HERE]**

**Fch** What does your son like doing, Mrs Castle? He's in my class at school, I think.

**F** That's right! He loves movies ... but not watching them on TV ... At the cinema. He often goes with his friends. He likes funny films most. Do you?

**Fch** Not always ...

**PAUSE 00'03"**

**F** I've got a daughter too.

**Fch** I didn't know that!

**F** Well, she's three years older than you. We bought her some new skates for her birthday. She's really good, but she enjoys cooking most of all!

**Fch** Wow!

**PAUSE 00'03"**

**F** My uncle enjoys being outside more than inside! He catches me a fish for dinner every weekend! That's his favourite hobby. He lives near a river now. He moved there last year.

**Fch** Wow!

**F** Yes. He likes it there. It's easier for him to get to his favourite place really quickly now.

**PAUSE 00'03"**

**Fch** Have you got any brothers or sisters?

**F** I've got a brother.

**Fch** What's his favourite hobby? Walking in the mountains? I know you do that sometimes ...

**F** No. He loves dancing. He's got lots of great music at home. He goes to classes on Saturday evenings, too!

**PAUSE 00'03"**

**F** I've got a cousin, too. I really like him. He makes me laugh. He loves sport.

**Fch** Does he.

**F** Yes. He can swim really well ... on his back or his front. He goes to the pool in Hall Road. Do you go there sometimes?

**Fch** Yes, I do.

**PAUSE 00'03"**

**R Now listen to Part 3 again.**

**PAUSE 00'03"**

**[REPEAT PART 3]**

**That is the end of Part 3.**



PAUSE 00'05"

**Part 4.**

**Look at the pictures.**

**Listen and look.**

**There is one example.**

PAUSE 00'03"

**R** **What is the DVD about?**

PAUSE 00'03"

**Fch** Dad, come and watch this DVD with me.

**M** What's it about?

**Fch** It's a story about the sea.

**M** What – sharks and fish and things?

**Fch** No, it's about a boy and some dolphins.

PAUSE 00'03"

**R** **Can you see the tick?**

**Now you listen and tick the box.**

PAUSE 00'03"

**[REPEAT FROM HERE]**

**R** **One. Who is Vicky's piano teacher?**

PAUSE 00'03"

**Fch** Oh, look. There's my piano teacher.

**Mch** The man with the moustache?

**Fch** Yes. And he's very thin.

**Mch** Is he nice?

**Fch** Yes. Very.

PAUSE 00'03"

**R** **Two. What clothes does Nick want to wear at school today?**

PAUSE 00'03"

**Mch** Mum, we can go to school in funny clothes today. You know, like a pirate or something.

**F** Great. What do you want to wear, Nick?

**Mch** I want to wear those clown clothes from my birthday.

**F** They're dirty. I know. Get your dad's white coat and you can be a doctor.

**Mch** OK. (reluctantly)

PAUSE 00'03"

**R** **Three. Where did Peter find the shell?**

PAUSE 00'03"

**F** This shell's beautiful, Peter. You can find lots of beautiful shells on the beach.

**Mch** Yeah, and sometimes you find them near waterfalls.

**F** That's right.

**Mch** Yeah. But I found this one in a different place. In a big forest. Isn't that great?

**F** Wow, I am surprised.

PAUSE 00'03"

**R** **Four. What is Daisy doing now?**

PAUSE 00'03"

**F** Is Daisy getting dressed? We must go.

**M** She's eating her breakfast.

**F** Oh, that's good.

**M** Yes. I woke her up when you were in the bathroom.

PAUSE 00'03"

**R** **Five. What sport did Anna get a cup for?**

PAUSE 00'03"

**Fch** Mum, Anna got a cup today for sport.

**F** Did she? She's very good at skating. Was it for that?

**Fch** No it was for table tennis.

**F** That's great.

**Fch** Yes. And her sister got one for the long jump, too.

PAUSE 00'03"

**R** **Now listen to Part 4 again.**

PAUSE 00'03"

**[REPEAT PART 4 BUT WITH NO PAUSE AFTER THE QUESTION; ONLY A PAUSE OF 00'03" AFTER THE DIALOGUE]**

**That is the end of Part 4.**

PAUSE 00'05"

**Part 5.**

**Look at the picture.**

**Listen and look.**

**There is one example.**

PAUSE 00'03"

**M** Can you colour this mountain picture now?

**Fch** Yes! Those children went for a swim in the lake, I think.

**M** That's right. The girl's got a wet towel in her hand. Colour that please.

**Fch** OK.

**M** Make it orange.

PAUSE 00'03"

**R** **Can you see the orange towel? This is an example.**

**Now you listen and colour and write.**

PAUSE 00'03"

**[REPEAT FROM HERE]**

**R** **One**

**M** Now, I'd like you to colour the rock. Can you see it?

**Fch** Yes. It's on the ground.

**M** That's right. Colour it with your blue pencil, please.

**Fch** OK! ... I can see a lizard on it!

**M** Yes! Me too!

**PAUSE 00'15"**

**R Two**

**Fch** Can I colour a cloud now?

**M** All right. Colour the cloud that's got the sun behind it.

**Fch** Can I colour it pink?

**M** Yes. That's a very good idea.

**Fch** Great!

**PAUSE 00'15"**

**R Three**

**Fch** I love the panda! The girl looks really surprised to see it!

**M** Yes, she does! I'd like you to colour a leaf now.

**Fch** The one in the panda's mouth?

**M** No. Colour the one at the top of the picture. It's on the tree. Make it red.

**Fch** OK.

**PAUSE 00'15"**

**R Four**

**Fch** Can I do some writing too?

**M** Yes. I'd like you to write the word 'Windy'!

**Fch** Where? On the kite?

**M** Yes please! Kites like that kind of weather!

**PAUSE 00'15"**

**R Five**

**M** And now, colour the boy's sweater.

**Fch** All right. Can I colour it yellow?

**M** That's a nice colour but I'd like you to make it brown, please.

**Fch** Oh! OK.

**M** Thank you! Well done!

**PAUSE 00'15"**

**R Now listen to Part 5 again.**

**PAUSE 00'03"**

**[REPEAT PART 5 WITH ONLY 00'10" PAUSES]**

**That is the end of the Movers Listening test.**

**[MUSIC]**